



COMMAND RATCHET HINGES

Constructed from high-grade stainless steel and brass, our Command Ratchet Hinges are ideal for sunpads, bolsters and lounge backrests. The 9-3/8" heavy-duty specialty hinge features a 15° locking inclination and ratchets up to four positions. The 18-1/2" heavy-duty specialty hinge features one locking position at 61.5°.

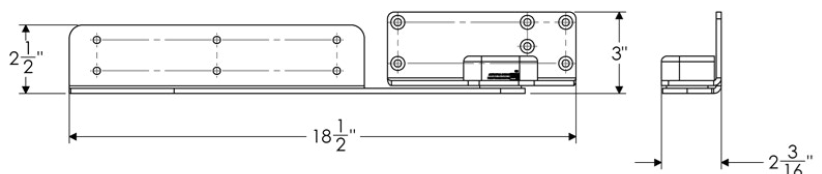
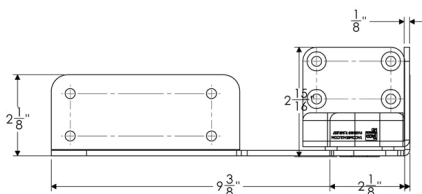
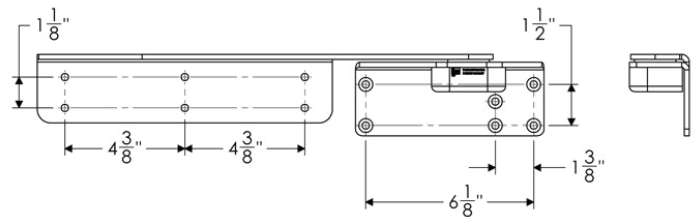
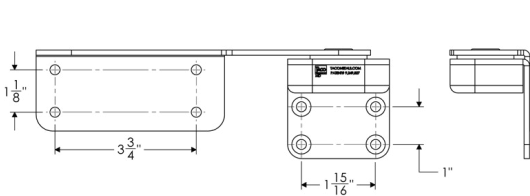


9-3/8" - FEATURES & BENEFITS

- Polished stainless-steel Type-304
- All brass bearings for durability
- Meets ABYC H-31 standards class B* application, 250lb ft. of torque load for pair
- 15° locking inclination increments starting at 30°
- Easily adaptable to many applications
- Designed for up to 4" thick cushions
- Returns to horizontal position at 100°
- Countersunk for #10 fastener or 1/4-20 bolt
- Sold in pairs
- Patent numbers US 8,875,347 and US 9,249,827

18-1/2" FEATURES & BENEFITS

- Polished stainless-steel Type-304
- Mounts above the deck
- One locking position at 61.5°
- Can be used for seat backs up to 22" long
- Single or double seat capacity
- Meets ABYC H-31 standards class B* application, 250lb ft. of torque load for pair
- Tested up to 500 ft. pounds of torque per pair
- 500-hour salt fog test
- For cushions upto 4" thick
- Sold in pairs
- Patent numbers US 8,875,347 and US 9,249,827



*A seat designed for occupancy only at boat speeds not exceeding five miles per hour.

PART NUMBER	DESCRIPTION	UNIT	PACK	UPC
H25-0016	Command Ratchet Hinge, 9-3/8"	Left and Right Pair	20	630838084042
H25-0023	Command Ratchet Hinge, 18-1/2"	Left and Right Pair	20	630896088921